

OLD WORLD KITCHENS & CUSTOM CABINETS



DESIGN GUIDE

REVISED 11/2019

OLDWORLDKITCHENS.COM

TABLE OF CONTENTS

03 CABINET DOORS

32 MOULDINGS

76 CABINET LIGHTING

78 GUIDES & INFO

Specifications are subject to change without notice. Sample images may differ from actual product. Please visit our showroom for the most up-to-date and accurate information.

Contact us for information on custom requests.

604.795.3522
contactus@oldworldkitchens.com

Designed by Jeff Isaak

© Old World Kitchens & Custom Cabinets Ltd.

CABINET DOORS

In this section we'll cover the many options available to you when picking doors. From door styles to beads, and edges, you'll find all the info you need to help find the perfect door for you!

04 DOOR STYLES

21 DOOR PANELS

26 BEADS

28 EDGE PROFILES

Alpine

Veneer Edgebanded Door

Specifications

Sizes for standard door design are as follows. Sizes may vary depending on style choices. Custom sizes are available upon request.

A	Drawer Rail Height	N/A
B	Drawer Stile Width	N/A
C	Door Rail Height	N/A
D	Door Stile Width	N/A
E	Recess Depth	N/A


Style Options

Style options available for this door are as follows. For detailed information on available edge profiles, panels, and beads see corresponding sections.

F	Edge Profiles	EP4
G	Panels	N/A
•	Beads	N/A
•	Materials	Veneers, Laminates
•	Finishes	Stains

Custom finishes such as antiquing, distressing, and colour matching are available upon request. Please visit our showroom or speak to a member of our sales team for more information.

Front View



(Scale: 1:1) Profile



Kodiak

1 Piece Door

Specifications

Sizes for standard door design are as follows. Sizes may vary depending on style choices. Custom sizes are available upon request.

A	Drawer Rail Height	N/A
B	Drawer Stile Width	N/A
C	Door Rail Height	N/A
D	Door Stile Width	N/A
E	Recess Depth	N/A


Style Options

Style options available for this door are as follows. For detailed information on available edge profiles, panels, and beads see corresponding sections.


F	Edge Profiles	EP1-3, 5-8
G	Panels	N/A
•	Beads	BD1-2
•	Materials	MDF
•	Finishes	Paints

Custom finishes such as antiquing, distressing, and colour matching are available upon request. Please visit our showroom or speak to a member of our sales team for more information.

Front View



(Scale: 1:1) Profile



Shaker

5 Piece Door

Specifications

Sizes for standard door design are as follows. Sizes may vary depending on style choices. Custom sizes are available upon request.

A	Drawer Rail Height	2"
B	Drawer Stile Width	2 1/4" - 3"
C	Door Rail Height	2 1/4" - 3"
D	Door Stile Width	2 1/4" - 3"
E	Recess Depth	1/4", 3/8"

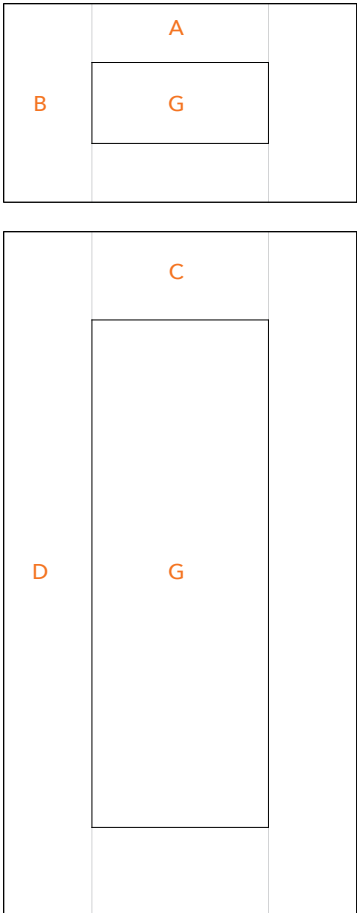
Style Options

Style options available for this door are as follows. For detailed information on available edge profiles, panels, and beads see corresponding sections.

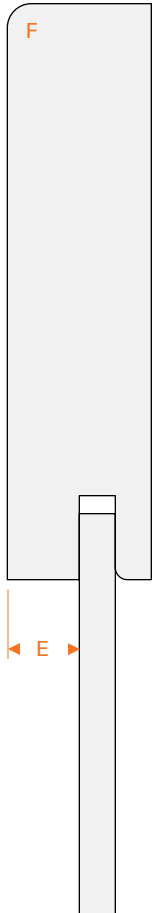
F	Edge Profiles	EP1-3, 5-8
G	Panels	Flat, Raised
•	Beads	BD1-2
•	Materials	MDF, Wood
•	Finishes	Paints, Stains

Custom finishes such as antiquing, distressing, and colour matching are available upon request. Please visit our showroom or speak to a member of our sales team for more information.

Front View



(Scale: 1:1) Profile



1 Piece Shaker

1 Piece Door

Specifications

Sizes for standard door design are as follows. Sizes may vary depending on style choices. Custom sizes are available upon request.

A	Drawer Rail Height	2"
B	Drawer Stile Width	2 1/4" - 3"
C	Door Rail Height	2 1/4" - 3"
D	Door Stile Width	2 1/4" - 3"
E	Recess Depth	1/4", 3/8"

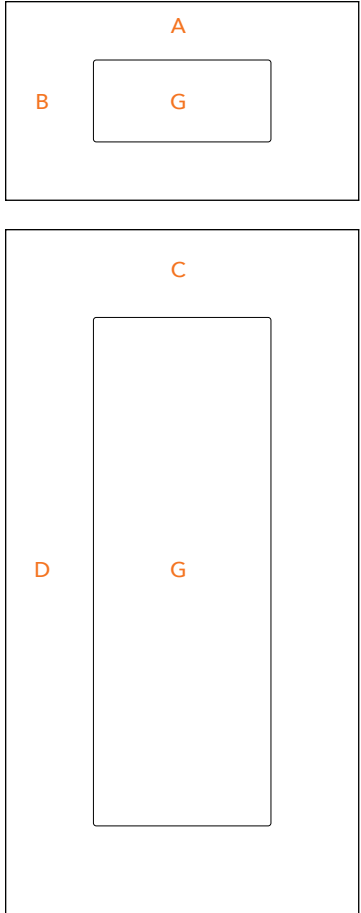
Style Options

Style options available for this door are as follows. For detailed information on available edge profiles, panels, and beads see corresponding sections.


F	Edge Profiles	EP1-3, 5-8
G	Panels	N/A
•	Beads	BD1-2
•	Materials	MDF
•	Finishes	Paints

Custom finishes such as antiquing, distressing, and colour matching are available upon request. Please visit our showroom or speak to a member of our sales team for more information.

Front View



(Scale: 1:1) Profile



Step Shaker

5 Piece Door

Specifications

Sizes for standard door design are as follows. Sizes may vary depending on style choices. Custom sizes are available upon request.

A	Drawer Rail Height	2"
B	Drawer Stile Width	2 1/4" - 3"
C	Door Rail Height	2 1/4" - 3"
D	Door Stile Width	2 1/4" - 3"
E	Recess Depth	3/8"

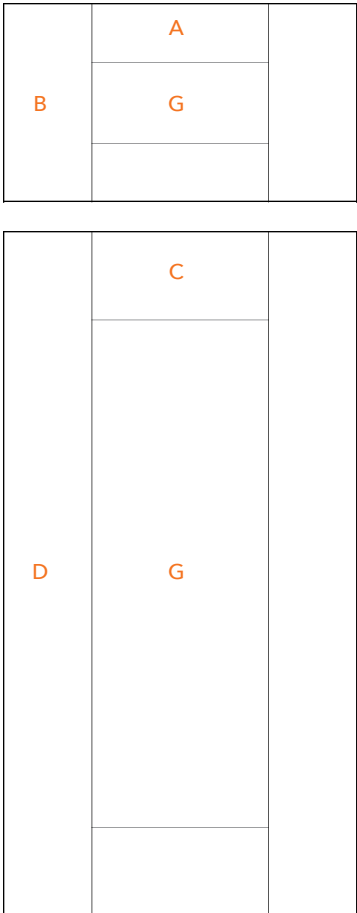
Style Options

Style options available for this door are as follows. For detailed information on available edge profiles, panels, and beads see corresponding sections.

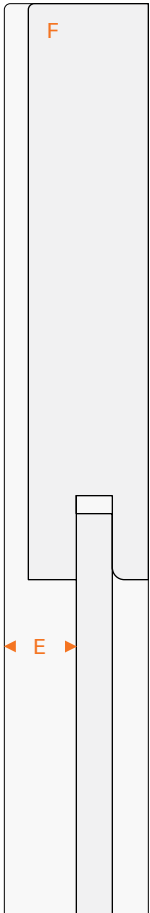
F	Edge Profiles	EP1
G	Panels	Flat, Raised
•	Beads	N/A
•	Materials	MDF, Wood
•	Finishes	Paints, Stains

Custom finishes such as antiquing, distressing, and colour matching are available upon request. Please visit our showroom or speak to a member of our sales team for more information.

Front View



(Scale: 1:1) Profile



Sequoia

5 Piece Door

Specifications

Sizes for standard door design are as follows. Sizes may vary depending on style choices. Custom sizes are available upon request.

A	Drawer Rail Height	2"
B	Drawer Stile Width	2 1/4" - 3"
C	Door Rail Height	2 1/4" - 3"
D	Door Stile Width	2 1/4" - 3"
E	Recess Depth	3/8"

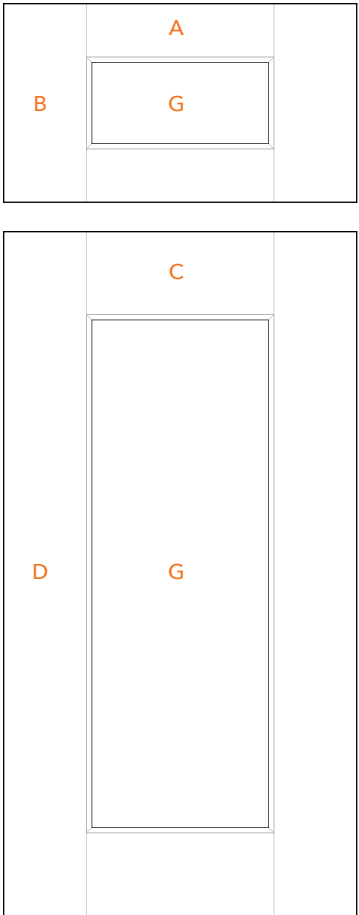
Style Options

Style options available for this door are as follows. For detailed information on available edge profiles, panels, and beads see corresponding sections.

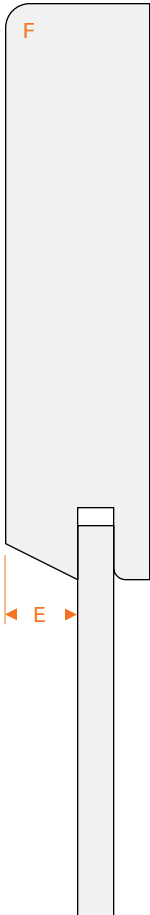
F	Edge Profiles	EP1-3, 5-8
G	Panels	Flat, Raised
•	Beads	BD1-2
•	Materials	MDF, Wood
•	Finishes	Paints, Stains

Custom finishes such as antiquing, distressing, and colour matching are available upon request. Please visit our showroom or speak to a member of our sales team for more information.

Front View



(Scale: 1:1) Profile



Westin

5 Piece Door

Specifications

Sizes for standard door design are as follows. Sizes may vary depending on style choices. Custom sizes are available upon request.

A	Drawer Rail Height	2"
B	Drawer Stile Width	2 1/4" - 3"
C	Door Rail Height	2 1/4" - 3"
D	Door Stile Width	2 1/4" - 3"
E	Recess Depth	5/16"

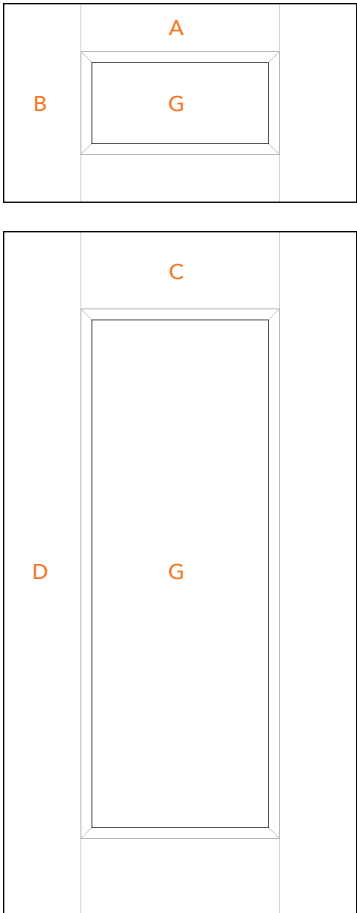
Style Options

Style options available for this door are as follows. For detailed information on available edge profiles, panels, and beads see corresponding sections.

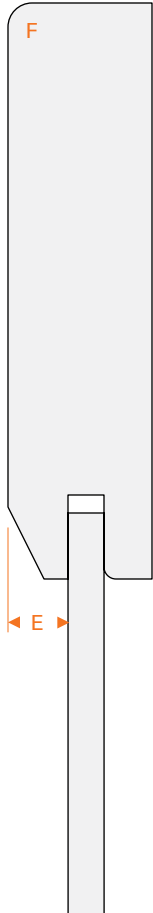
F	Edge Profiles	EP1-3, 5-8
G	Panels	Flat, Raised
•	Beads	BD1-2
•	Materials	MDF, Wood
•	Finishes	Paints, Stains

Custom finishes such as antiquing, distressing, and colour matching are available upon request. Please visit our showroom or speak to a member of our sales team for more information.

Front View



(Scale: 1:1) Profile



Newport

5 Piece Door

Specifications

Sizes for standard door design are as follows. Sizes may vary depending on style choices. Custom sizes are available upon request.

A	Drawer Rail Height	2"
B	Drawer Stile Width	2 1/4" - 3"
C	Door Rail Height	2 1/4" - 3"
D	Door Stile Width	2 1/4" - 3"
E	Recess Depth	3/8"

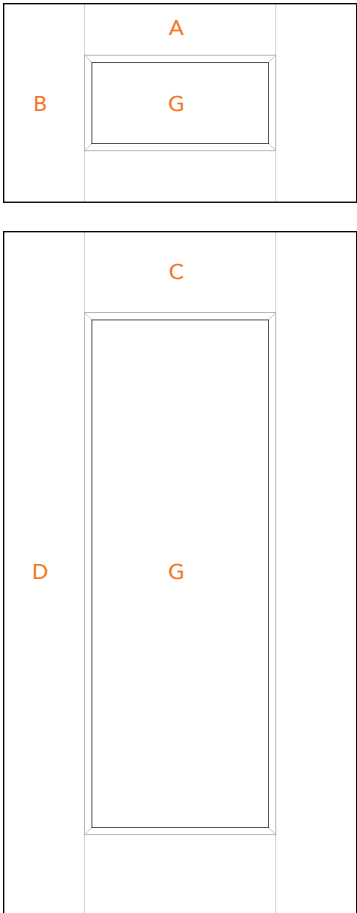
Style Options

Style options available for this door are as follows. For detailed information on available edge profiles, panels, and beads see corresponding sections.

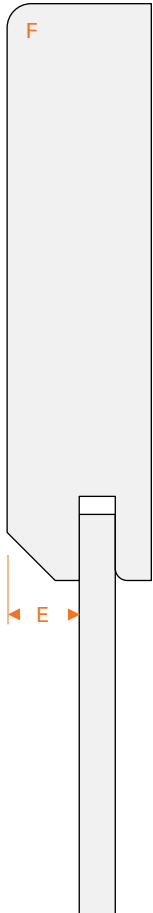
F	Edge Profiles	EP1-3, 5-8
G	Panels	Flat, Raised
•	Beads	BD1-2
•	Materials	MDF, Wood
•	Finishes	Paints, Stains

Custom finishes such as antiquing, distressing, and colour matching are available upon request. Please visit our showroom or speak to a member of our sales team for more information.

Front View



(Scale: 1:1) Profile



Standard

5 Piece Door

Specifications

Sizes for standard door design are as follows. Sizes may vary depending on style choices. Custom sizes are available upon request.

A	Drawer Rail Height	2"
B	Drawer Stile Width	2 1/4" - 3"
C	Door Rail Height	2 1/4" - 3"
D	Door Stile Width	2 1/4" - 3"
E	Recess Depth	3/8"

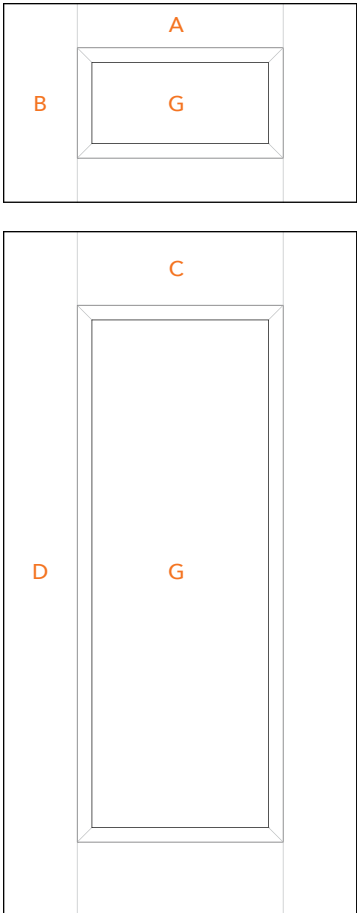
Style Options

Style options available for this door are as follows. For detailed information on available edge profiles, panels, and beads see corresponding sections.

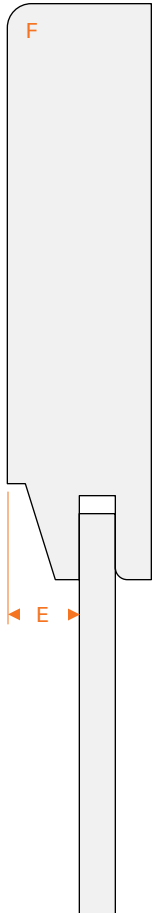
F	Edge Profiles	EP1-3, 5-8
G	Panels	Flat, Raised
•	Beads	BD1-2
•	Materials	MDF, Wood
•	Finishes	Paints, Stains

Custom finishes such as antiquing, distressing, and colour matching are available upon request. Please visit our showroom or speak to a member of our sales team for more information.

Front View



(Scale: 1:1) Profile



Claremont

5 Piece Door

Specifications

Sizes for standard door design are as follows. Sizes may vary depending on style choices. Custom sizes are available upon request.

A	Drawer Rail Height	2"
B	Drawer Stile Width	2 1/4" - 3"
C	Door Rail Height	2 1/4" - 3"
D	Door Stile Width	2 1/4" - 3"
E	Recess Depth	3/8"


Style Options

Style options available for this door are as follows. For detailed information on available edge profiles, panels, and beads see corresponding sections.

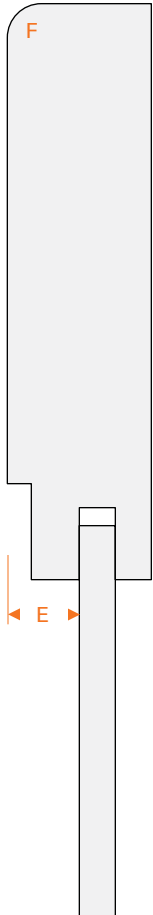
F	Edge Profiles	EP1-3, 5-8
G	Panels	Flat, Raised
•	Beads	BD1-2
•	Materials	MDF, Wood
•	Finishes	Paints, Stains

Custom finishes such as antiquing, distressing, and colour matching are available upon request. Please visit our showroom or speak to a member of our sales team for more information.

Front View



(Scale: 1:1) Profile



1 Piece Claremont

1 Piece Door

Specifications

Sizes for standard door design are as follows. Sizes may vary depending on style choices. Custom sizes are available upon request.

A	Drawer Rail Height	2"
B	Drawer Stile Width	2 1/4" - 3"
C	Door Rail Height	2 1/4" - 3"
D	Door Stile Width	2 1/4" - 3"
E	Recess Depth	3/8"

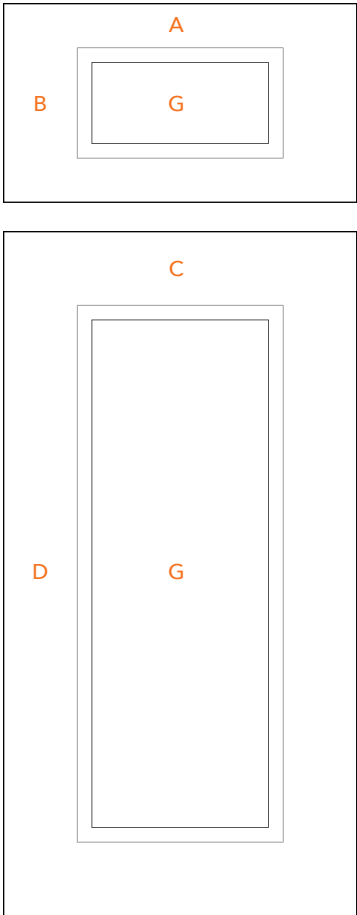
Style Options

Style options available for this door are as follows. For detailed information on available edge profiles, panels, and beads see corresponding sections.

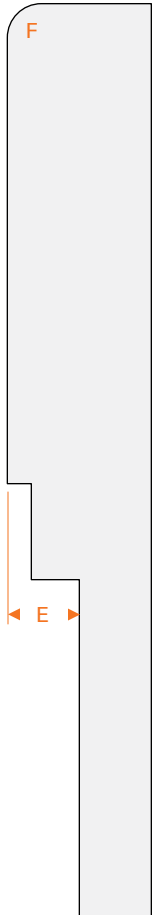
F	Edge Profiles	EP1-3, 5-8
G	Panels	N/A
•	Beads	BD1-2
•	Materials	MDF
•	Finishes	Paints

Custom finishes such as antiquing, distressing, and colour matching are available upon request. Please visit our showroom or speak to a member of our sales team for more information.

Front View



(Scale: 1:1) Profile



Continental

5 Piece Door

Specifications

Sizes for standard door design are as follows. Sizes may vary depending on style choices. Custom sizes are available upon request.

A	Drawer Rail Height	2"
B	Drawer Stile Width	2 1/4" - 3"
C	Door Rail Height	2 1/4" - 3"
D	Door Stile Width	2 1/4" - 3"
E	Recess Depth	3/8"

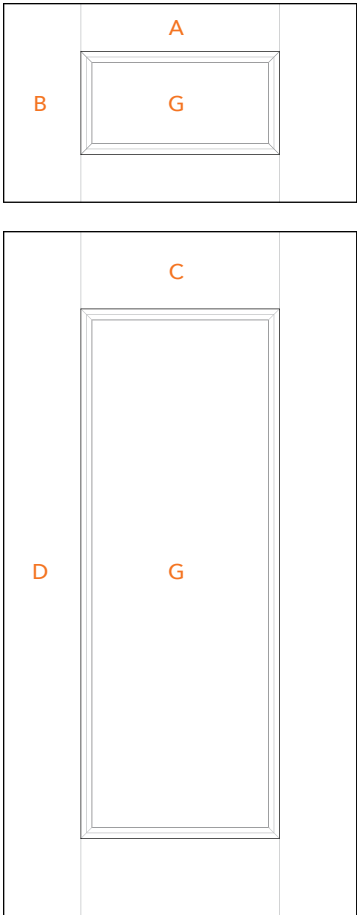
Style Options

Style options available for this door are as follows. For detailed information on available edge profiles, panels, and beads see corresponding sections.

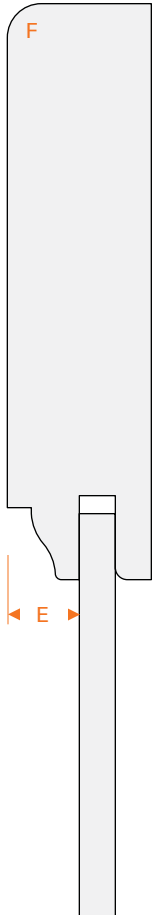
F	Edge Profiles	EP1-3, 5-8
G	Panels	Flat, Raised
•	Beads	BD1-2
•	Materials	MDF, Wood
•	Finishes	Paints, Stains

Custom finishes such as antiquing, distressing, and colour matching are available upon request. Please visit our showroom or speak to a member of our sales team for more information.

Front View



(Scale: 1:1) Profile



Preston

5 Piece Door

Specifications

Sizes for standard door design are as follows. Sizes may vary depending on style choices. Custom sizes are available upon request.

A	Drawer Rail Height	2"
B	Drawer Stile Width	2 1/4" - 3"
C	Door Rail Height	2 1/4" - 3"
D	Door Stile Width	2 1/4" - 3"
E	Recess Depth	7/16"


Style Options

Style options available for this door are as follows. For detailed information on available edge profiles, panels, and beads see corresponding sections.

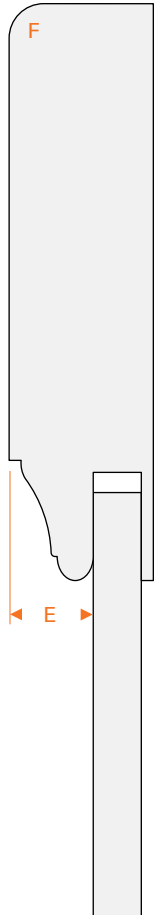
F	Edge Profiles	EP1-3, 5-8
G	Panels	Flat, Raised
•	Beads	BD1-2
•	Materials	MDF, Wood
•	Finishes	Paints, Stains

Custom finishes such as antiquing, distressing, and colour matching are available upon request. Please visit our showroom or speak to a member of our sales team for more information.

Front View



(Scale: 1:1) Profile



Fench Chateau

5 Piece Door

Specifications

Sizes for standard door design are as follows. Sizes may vary depending on style choices. Custom sizes are available upon request.

A	Drawer Rail Height	2"
B	Drawer Stile Width	2 1/4" - 3"
C	Door Rail Height	2 1/4" - 3"
D	Door Stile Width	2 1/4" - 3"
E	Recess Depth	5/8"


Style Options

Style options available for this door are as follows. For detailed information on available edge profiles, panels, and beads see corresponding sections.

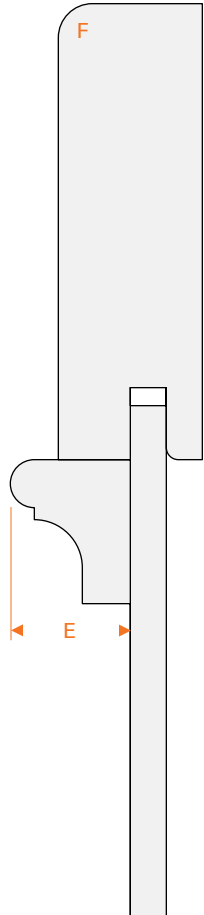
F	Edge Profiles	EP1-3, 5-8
G	Panels	Limited
•	Beads	BD1-2
•	Materials	MDF, Wood
•	Finishes	Paints, Stains

Custom finishes such as antiquing, distressing, and colour matching are available upon request. Please visit our showroom or speak to a member of our sales team for more information.

Front View



(Scale: 1:1) Profile



Hampton

5 Piece Door

Specifications

Sizes for standard door design are as follows. Sizes may vary depending on style choices. Custom sizes are available upon request.

A	Drawer Rail Height	2"
B	Drawer Stile Width	2 1/4" - 3"
C	Door Rail Height	2 1/4" - 3"
D	Door Stile Width	2 1/4" - 3"
E	Recess Depth	7/16"


Style Options

Style options available for this door are as follows. For detailed information on available edge profiles, panels, and beads see corresponding sections.

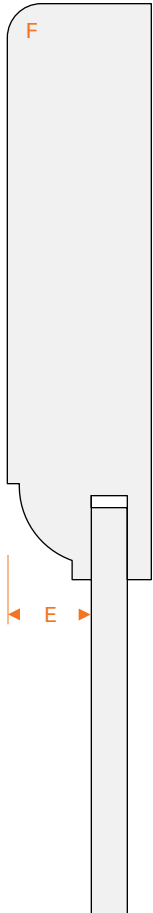
F	Edge Profiles	EP1-3, 5-8
G	Panels	Flat, Raised
•	Beads	BD1-2
•	Materials	Wood
•	Finishes	Paints, Stains

Custom finishes such as antiquing, distressing, and colour matching are available upon request. Please visit our showroom or speak to a member of our sales team for more information.

Front View



(Scale: 1:1) Profile



Tuscan

5 Piece Door

Specifications

Sizes for standard door design are as follows. Sizes may vary depending on style choices. Custom sizes are available upon request.

A	Drawer Rail Height	2"
B	Drawer Stile Width	2 1/4" - 3"
C	Door Rail Height	2 1/4" - 3"
D	Door Stile Width	2 1/4" - 3"
E	Recess Depth	3/8"

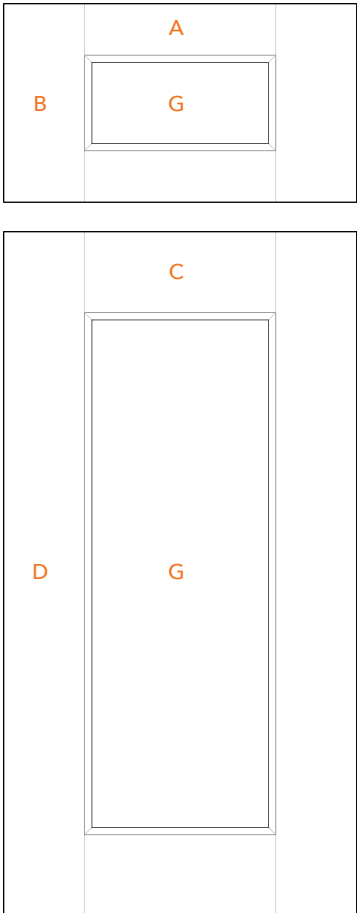
Style Options

Style options available for this door are as follows. For detailed information on available edge profiles, panels, and beads see corresponding sections.

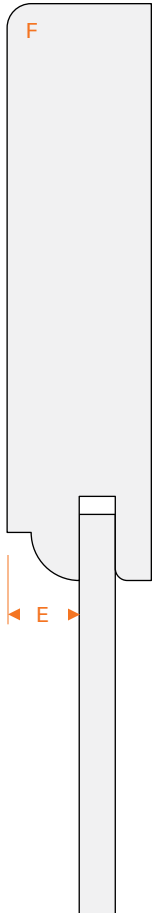
F	Edge Profiles	EP1-3, 5-8
G	Panels	Flat, Raised
•	Beads	BD1-2
•	Materials	MDF, Wood
•	Finishes	Paints, Stains

Custom finishes such as antiquing, distressing, and colour matching are available upon request. Please visit our showroom or speak to a member of our sales team for more information.

Front View



(Scale: 1:1) Profile



Cambridge

Mitered 5 Piece Door

Specifications

Sizes for standard door design are as follows. Sizes may vary depending on style choices. Custom sizes are available upon request.

A	Drawer Rail Height	1 3/4"
B	Drawer Stile Width	1 3/4"
C	Door Rail Height	3"
D	Door Stile Width	3"
E	Recess Depth	3/8"

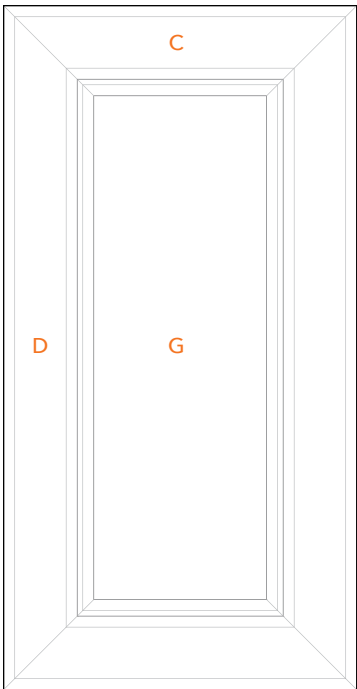
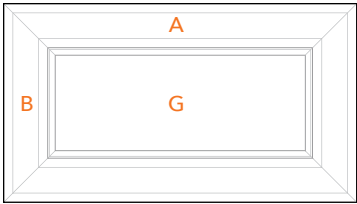
Style Options

Style options available for this door are as follows. For detailed information on available edge profiles, panels, and beads see corresponding sections.

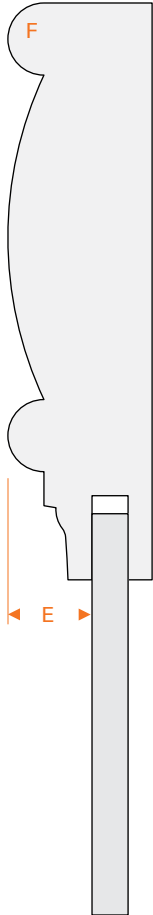
F	Edge Profiles	N/A
G	Panels	Flat, Raised
•	Beads	N/A
•	Materials	MDF, Wood
•	Finishes	Paints, Stains

Custom finishes such as antiquing, distressing, and colour matching are available upon request. Please visit our showroom or speak to a member of our sales team for more information.

Front View



(Scale: 1:1) Profile



Legacy Panel

Specifications

Sizes for this door panel design are as follows. Door panel styles may be limited due to door style choices and options.

A	Drawer Rail Height	1 5/8"
B	Recess Depth	3/8"

Style Options


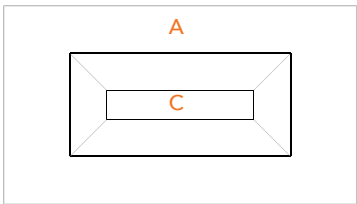
Style options available for this door panel are as follows. Options may be limited by compatibility.

C	Panel on Drawer	Available
•	Materials	MDF, Wood
•	Finishes	Paints, Stains

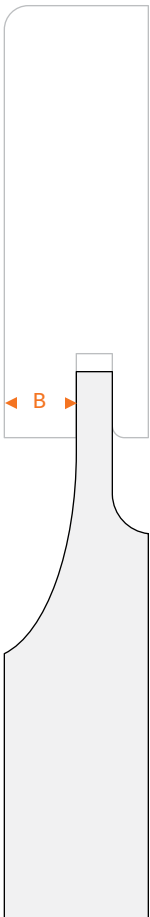
Custom finishes such as antiquing, distressing, and colour matching are available upon request. Please visit our showroom or speak to a member of our sales team for more information.

Samples

Front View



(Scale: 1:1) Profile



Cheam Panel

Specifications

Sizes for this door panel design are as follows.
Door panel styles may be limited due to door style choices and options.

A	Drawer Rail Height	1 5/8"
B	Recess Depth	3/8"


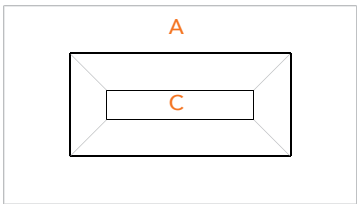
Style Options

Style options available for this door panel are as follows. Options may be limited by compatibility.

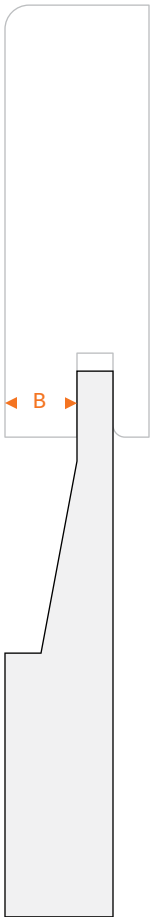
C	Panel on Drawer	Available
•	Materials	MDF, Wood
•	Finishes	Paints, Stains

Custom finishes such as antiquing, distressing, and colour matching are available upon request. Please visit our showroom or speak to a member of our sales team for more information.

Front View



(Scale: 1:1) Profile



Rundle Panel

Specifications

Sizes for this door panel design are as follows. Door panel styles may be limited due to door style choices and options.

A	Drawer Rail Height	N/A"
B	Recess Depth	7/16"


Style Options

Style options available for this door panel are as follows. Options may be limited by compatibility.

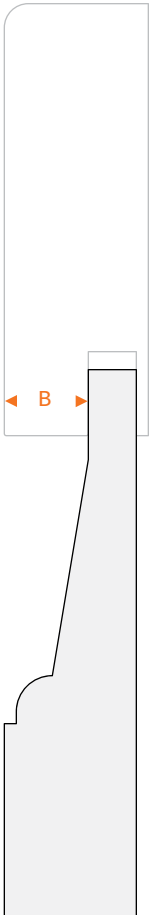
C	Panel on Drawer	Available
•	Materials	MDF, Wood
•	Finishes	Paints, Stains

Custom finishes such as antiquing, distressing, and colour matching are available upon request. Please visit our showroom or speak to a member of our sales team for more information.

Front View



(Scale: 1:1) Profile



Oakley Panel

Specifications

Sizes for this door panel design are as follows. Door panel styles may be limited due to door style choices and options.

A	Drawer Rail Height	N/A
B	Recess Depth	7/16"

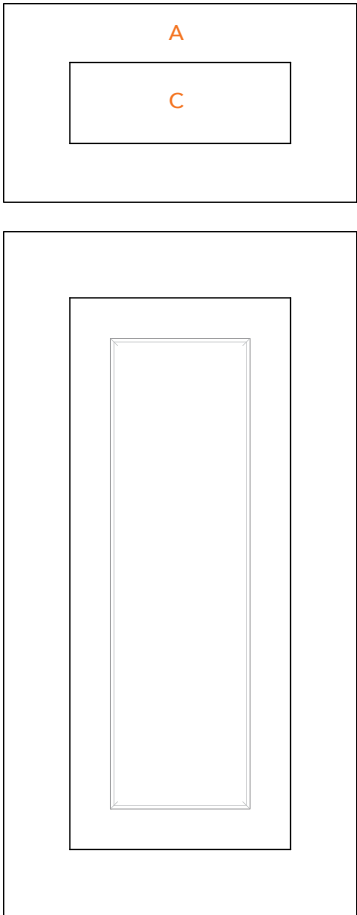
Style Options

Style options available for this door panel are as follows. Options may be limited by compatibility.

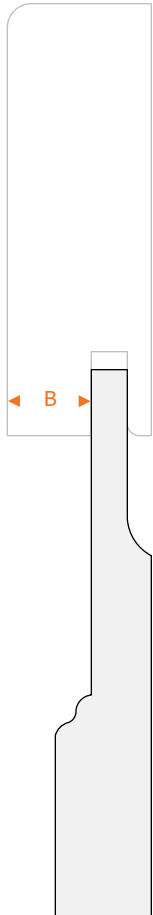
C	Panel on Drawer	N/A
•	Materials	MDF, Wood
•	Finishes	Paints, Stains

Custom finishes such as antiquing, distressing, and colour matching are available upon request. Please visit our showroom or speak to a member of our sales team for more information.

Front View



(Scale: 1:1) Profile



Chelsea Panel

Specifications

Sizes for this door panel design are as follows. Door panel styles may be limited due to door style choices and options.

A	Drawer Rail Height	1 5/8"
B	Recess Depth	7/16"


Style Options

Style options available for this door panel are as follows. Options may be limited by compatibility.

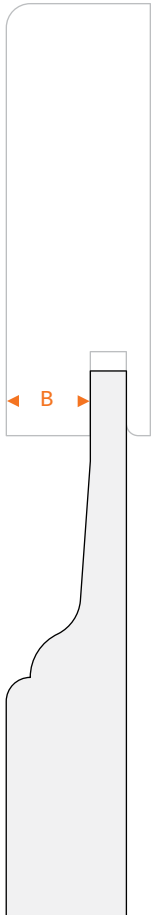
C	Panel on Drawer	N/A
•	Materials	MDF, Wood
•	Finishes	Paints, Stains

Custom finishes such as antiquing, distressing, and colour matching are available upon request. Please visit our showroom or speak to a member of our sales team for more information.

Front View



(Scale: 1:1) Profile



Bead 1

BD1


Specifications

Sizes for this door panel design are as follows.
Door panel styles may be limited due to door style choices and options.

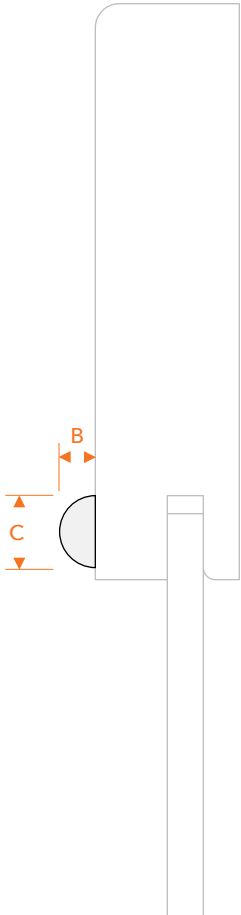
A	Drawer Rail Height	Min 1 5/8"
B	Height	3/16"
C	Width	3/8"

Custom finishes such as antiquing, distressing, and colour matching are available upon request. Please visit our showroom or speak to a member of our sales team for more information.

Front View



(Scale: 1:1) Profile



Bead 2

BD2


Specifications

Sizes for this door panel design are as follows.
Door panel styles may be limited due to door style choices and options.

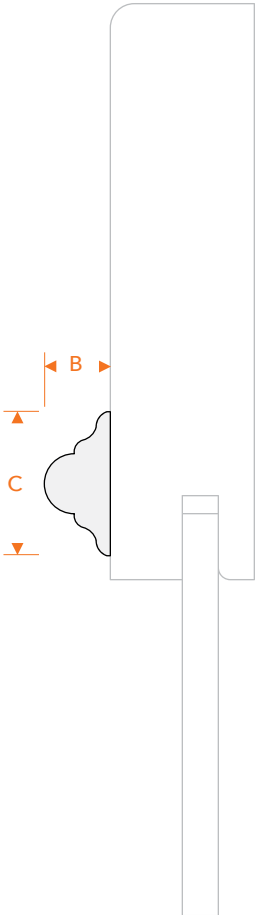
A	Drawer Rail Height	Min 1 5/8"
B	Height	11/32"
C	Width	3/4"

Custom finishes such as antiquing, distressing, and colour matching are available upon request. Please visit our showroom or speak to a member of our sales team for more information.

Front View



(Scale: 1:1) Profile



EP1

Specifications

(Scale 1:1)

See door styles for compatibility. Please consult a sales representative for all inquiries.

• Also Known As	Eased Edge
• Edge Width	1/16"




EP2

Specifications

(Scale 1:1)

See door styles for compatibility. Please consult a sales representative for all inquiries.

• Also Known As	Ogee Edge
• Edge Width	3/8"



EP3

Specifications

(Scale 1:1)

See door styles for compatibility. Please consult a sales representative for all inquiries.

• Also Known As	1/8" Radius
• Edge Width	1/8"



EP4

Specifications

(Scale 1:1)

See door styles for compatibility. Please consult a sales representative for all inquiries.

• Also Known As	Square Edge
• Edge Width	N/A



EP5

Specifications

See door styles for compatibility. Please consult a sales representative for all inquiries.

•	Also Known As	N/A
•	Edge Width	1/16"

(Scale 1:1)



EP6

Specifications

See door styles for compatibility. Please consult a sales representative for all inquiries.

•	Also Known As	Step Edge
•	Edge Width	1/16"

(Scale 1:1)



EP7

Specifications

See door styles for compatibility. Please consult a sales representative for all inquiries.

•	Also Known As	Beveled Edge
•	Edge Width	1/16"

(Scale 1:1)



EP8

Specifications

See door styles for compatibility. Please consult a sales representative for all inquiries.

•	Also Known As	N/A
•	Edge Width	1/16"

(Scale 1:1)



MOULDINGS

- 33** CROWN MOULDINGS
- 55** UNDER CABINET MOULDINGS
- 57** FURNITURE KICKS
- 65** BASE MOUDLINGS
- 72** WOOD DECKS

CM2

1 Stage Crown

Specifications

The following sizes are standard for this moulding. Sizes may vary depending on style choices. Custom sizes are available upon request.

•	Overall Height	2"
•	Adjust Height Through	N/A
•	Return Depth	2"

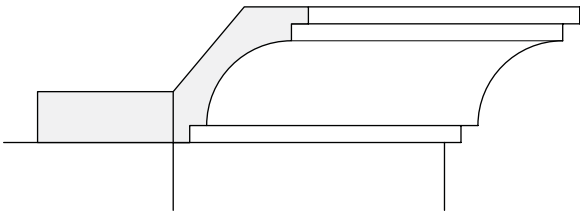
Style Options

Style options available for this moulding are as follows. For detailed information on available stage 1 designs see Under Cabinet Mouldings.

1	Optional Mouldings	N/A
•	Materials	MDF, Wood
•	Finishes	Paint, Stain

Custom finishes such as antiquing, distressing, and colour matching are available upon request. Please visit our showroom or speak to a member of our sales team for more information.

Cross Section & Front View



CM4

1 Stage Crown

Specifications

The following sizes are standard for this moulding. Sizes may vary depending on style choices. Custom sizes are available upon request.

•	Overall Height	2 1/2"
•	Adjust Height Through	N/A
•	Return Depth	2 1/8"

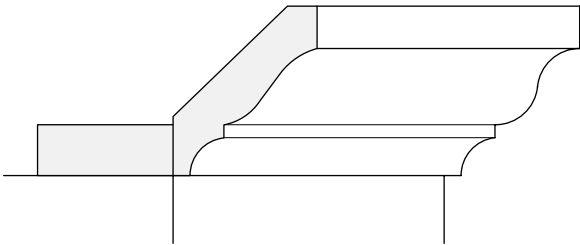
Style Options

Style options available for this moulding are as follows. For detailed information on available stage 1 designs see Under Cabinet Mouldings.

1	Optional Mouldings	N/A
•	Materials	MDF, Wood
•	Finishes	Paint, Stain

Custom finishes such as antiquing, distressing, and colour matching are available upon request. Please visit our showroom or speak to a member of our sales team for more information.

Cross Section & Front View



CM5

1 Stage Crown

Specifications

The following sizes are standard for this moulding. Sizes may vary depending on style choices. Custom sizes are available upon request.

•	Overall Height	3"
•	Adjust Height Through	N/A
•	Return Depth	2 1/4"

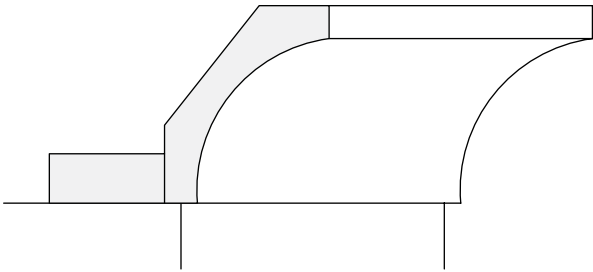
Style Options

Style options available for this moulding are as follows. For detailed information on available stage 1 designs see Under Cabinet Mouldings.

1	Optional Mouldings	N/A
•	Materials	MDF, Wood
•	Finishes	Paint, Stain

Custom finishes such as antiquing, distressing, and colour matching are available upon request. Please visit our showroom or speak to a member of our sales team for more information.

Cross Section & Front View



CM6

1 Stage Crown

Specifications

The following sizes are standard for this moulding. Sizes may vary depending on style choices. Custom sizes are available upon request.

•	Overall Height	3"
•	Adjust Height Through	N/A
•	Return Depth	2 1/4"

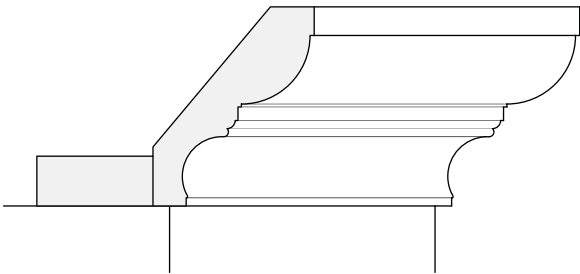
Style Options

Style options available for this moulding are as follows. For detailed information on available stage 1 designs see Under Cabinet Mouldings.

1	Optional Mouldings	N/A
•	Materials	MDF, Wood
•	Finishes	Paint, Stain

Custom finishes such as antiquing, distressing, and colour matching are available upon request. Please visit our showroom or speak to a member of our sales team for more information.

Cross Section & Front View



CM8

3 Stage Crown

Specifications

The following sizes are standard for this moulding. Sizes may vary depending on style choices. Custom sizes are available upon request.

• Overall Height	Min 4 1/2"
• Adjust Height Through	Stage 2
• Return Depth	2 3/16" - 2 9/16"

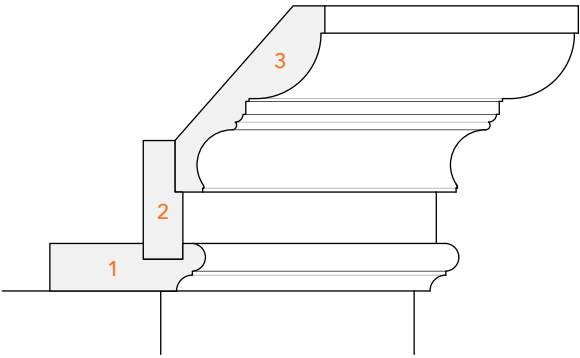
Style Options

Style options available for this moulding are as follows. For detailed information on available stage 1 designs see Under Cabinet Mouldings.

1	Optional Mouldings	UC2 - UC4
•	Materials	MDF, Wood
•	Finishes	Paint, Stain

Custom finishes such as antiquing, distressing, and colour matching are available upon request. Please visit our showroom or speak to a member of our sales team for more information.

Cross Section & Front View



Stage 1 moulding option shown: UC2

CM9

3 Stage Crown

Specifications

The following sizes are standard for this moulding. Sizes may vary depending on style choices. Custom sizes are available upon request.

• Overall Height	Min 4 1/2"
• Adjust Height Through	Stage 2
• Return Depth	1 15/16" - 2 5/16"

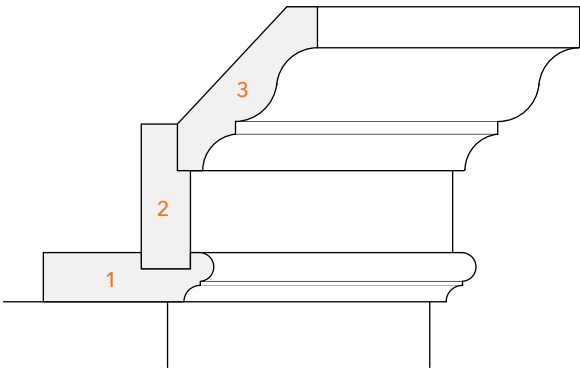
Style Options

Style options available for this moulding are as follows. For detailed information on available stage 1 designs see Under Cabinet Mouldings.

1	Optional Mouldings	UC2 - UC4
•	Materials	MDF, Wood
•	Finishes	Paint, Stain

Custom finishes such as antiquing, distressing, and colour matching are available upon request. Please visit our showroom or speak to a member of our sales team for more information.

Cross Section & Front View



Stage 1 moulding option shown: UC2



CM10

3 Stage Crown

Specifications

The following sizes are standard for this moulding. Sizes may vary depending on style choices. Custom sizes are available upon request.

• Overall Height	Min 5"
• Adjust Height Through	Stage 2
• Return Depth	2 ⁵ / ₈ " - 3"

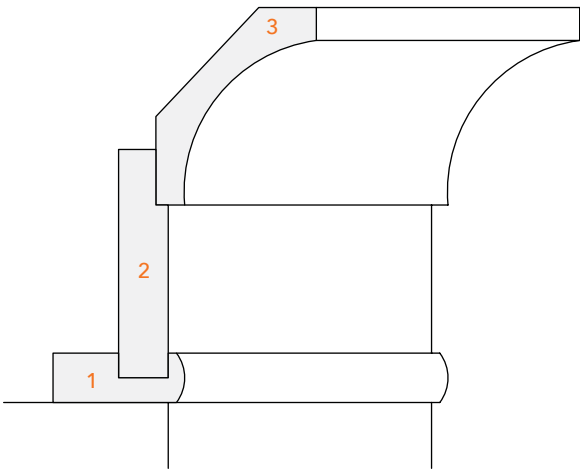
Style Options

Style options available for this moulding are as follows. For detailed information on available stage 1 designs see Under Cabinet Mouldings.

1	Optional Mouldings	UC2 - UC4
•	Materials	MDF, Wood
•	Finishes	Paint, Stain

Custom finishes such as antiquing, distressing, and colour matching are available upon request. Please visit our showroom or speak to a member of our sales team for more information.

Cross Section & Front View



Stage 1 moulding option shown: UC3



CM11

3 Stage Crown

Specifications

The following sizes are standard for this moulding. Sizes may vary depending on style choices. Custom sizes are available upon request.

• Overall Height	Min 5 1/2"
• Adjust Height Through	Stage 2
• Return Depth	2 15/16" - 3 5/16"

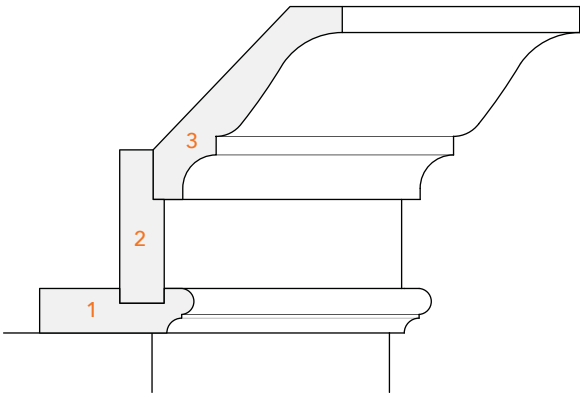
Style Options

Style options available for this moulding are as follows. For detailed information on available stage 1 designs see Under Cabinet Mouldings.

1	Optional Mouldings	UC2 - UC4
•	Materials	MDF, Wood
•	Finishes	Paint, Stain

Custom finishes such as antiquing, distressing, and colour matching are available upon request. Please visit our showroom or speak to a member of our sales team for more information.

Cross Section & Front View



Stage 1 moulding option shown: UC2



CM12

3 Stage Crown

Specifications

The following sizes are standard for this moulding. Sizes may vary depending on style choices. Custom sizes are available upon request.

• Overall Height	6"
• Adjust Height Through	Stage 2
• Return Depth	2 1/4" - 2 5/8"

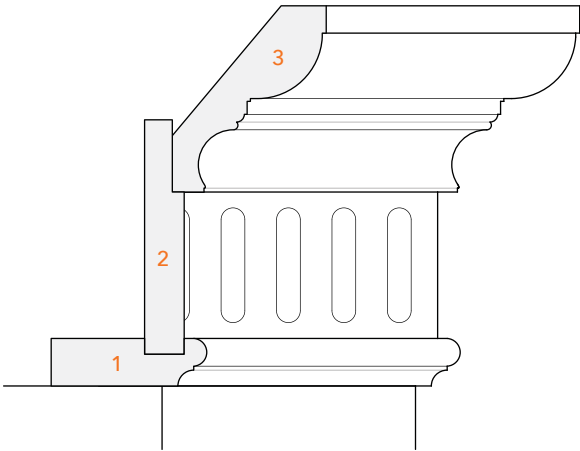
Style Options

Style options available for this moulding are as follows. For detailed information on available stage 1 designs see Under Cabinet Mouldings.

1	Optional Mouldings	UC2 - UC4
•	Materials	MDF, Wood
•	Finishes	Paint, Stain

Custom finishes such as antiquing, distressing, and colour matching are available upon request. Please visit our showroom or speak to a member of our sales team for more information.

Cross Section & Front View



Stage 1 moulding option shown: UC2

CM13

4 Stage Crown

Specifications

The following sizes are standard for this moulding. Sizes may vary depending on style choices. Custom sizes are available upon request.

• Overall Height	Min 6"
• Adjust Height Through	Stage 2
• Return Depth	2 3/4" - 3 1/8"

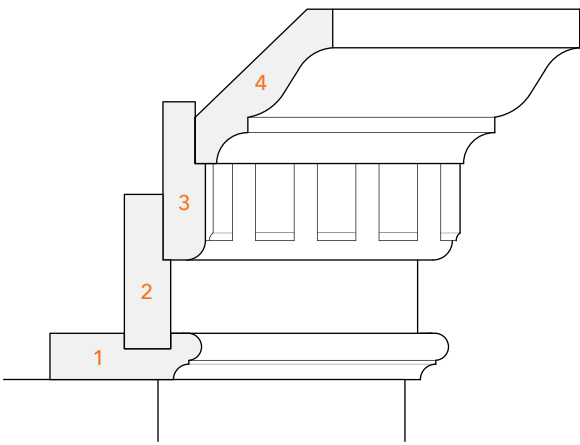
Style Options

Style options available for this moulding are as follows. For detailed information on available stage 1 designs see Under Cabinet Mouldings.

1	Optional Mouldings	UC2 - UC4
•	Materials	MDF, Wood
•	Finishes	Paint, Stain

Custom finishes such as antiquing, distressing, and colour matching are available upon request. Please visit our showroom or speak to a member of our sales team for more information.

Cross Section & Front View



Stage 1 moulding option shown: UC2

CM14

4 Stage Crown

Specifications

The following sizes are standard for this moulding. Sizes may vary depending on style choices. Custom sizes are available upon request.

• Overall Height	Min 6 1/2"
• Adjust Height Through	Stage 2
• Return Depth	2 3/8" - 3"

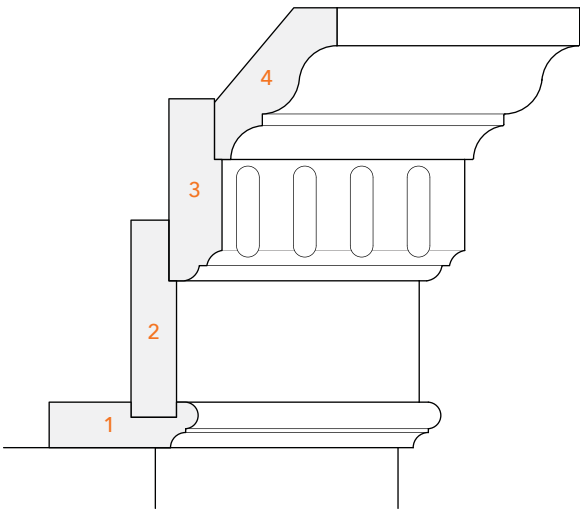
Style Options

Style options available for this moulding are as follows. For detailed information on available stage 1 designs see Under Cabinet Mouldings.

1	Optional Mouldings	UC2 - UC4
•	Materials	MDF, Wood
•	Finishes	Paint, Stain

Custom finishes such as antiquing, distressing, and colour matching are available upon request. Please visit our showroom or speak to a member of our sales team for more information.

Cross Section & Front View



Stage 1 moulding option shown: UC2

CM15

4 Stage Crown

Specifications

The following sizes are standard for this moulding. Sizes may vary depending on style choices. Custom sizes are available upon request.

• Overall Height	Min 6 1/2"
• Adjust Height Through	Stage 2
• Return Depth	3" - 3 3/8"

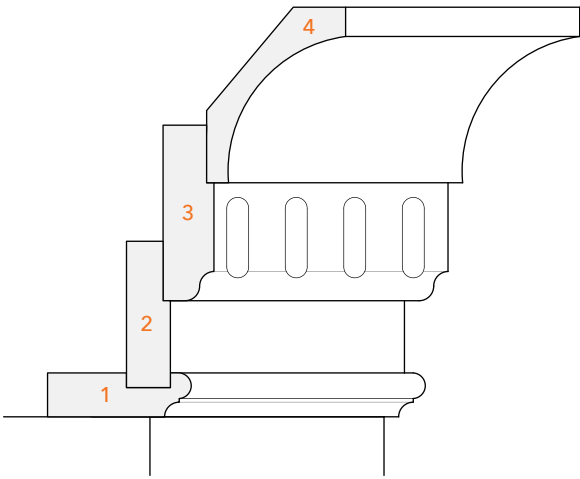
Style Options

Style options available for this moulding are as follows. For detailed information on available stage 1 designs see Under Cabinet Mouldings.

1	Optional Mouldings	UC2 - UC4
•	Materials	MDF, Wood
•	Finishes	Paint, Stain

Custom finishes such as antiquing, distressing, and colour matching are available upon request. Please visit our showroom or speak to a member of our sales team for more information.

Cross Section & Front View



Stage 1 moulding option shown: UC2

CM16

1 Stage Crown

Specifications

The following sizes are standard for this moulding. Sizes may vary depending on style choices. Custom sizes are available upon request.

•	Overall Height	3"
•	Adjust Height Through	N/A
•	Return Depth	2 1/4"

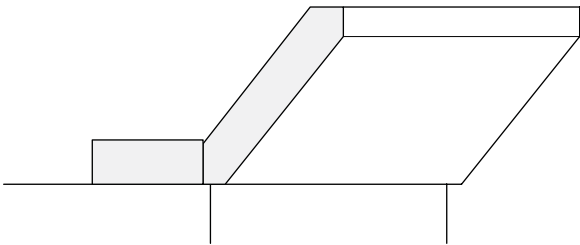
Style Options

Style options available for this moulding are as follows. For detailed information on available stage 1 designs see Under Cabinet Mouldings.

1	Optional Mouldings	N/A
•	Materials	MDF, Wood
•	Finishes	Paint, Stain

Custom finishes such as antiquing, distressing, and colour matching are available upon request. Please visit our showroom or speak to a member of our sales team for more information.

Cross Section & Front View



CM17

3 Stage Crown

Specifications

The following sizes are standard for this moulding. Sizes may vary depending on style choices. Custom sizes are available upon request.

• Overall Height	Min 4 1/2"
• Adjust Height Through	Stage 2
• Return Depth	2 1/4" - 2 5/8"

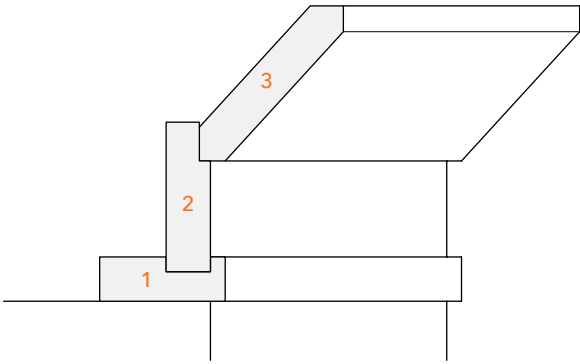
Style Options

Style options available for this moulding are as follows. For detailed information on available stage 1 designs see Under Cabinet Mouldings.

1	Optional Mouldings	UC2 - UC4
•	Materials	MDF, Wood
•	Finishes	Paint, Stain

Custom finishes such as antiquing, distressing, and colour matching are available upon request. Please visit our showroom or speak to a member of our sales team for more information.

Cross Section & Front View



Stage 1 moulding option shown: UC4

CM18

1 Stage Crown

Specifications

The following sizes are standard for this moulding. Sizes may vary depending on style choices. Custom sizes are available upon request.

•	Overall Height	3 ⁵ / ₁₆ "
•	Adjust Height Through	N/A
•	Return Depth	2 ⁷ / ₈ "

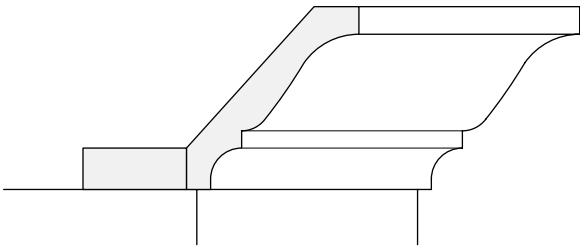
Style Options

Style options available for this moulding are as follows. For detailed information on available stage 1 designs see Under Cabinet Mouldings.

1	Optional Mouldings	N/A
•	Materials	MDF, Wood
•	Finishes	Paint, Stain

Custom finishes such as antiquing, distressing, and colour matching are available upon request. Please visit our showroom or speak to a member of our sales team for more information.

Cross Section & Front View



CM19

3 Stage Crown

Specifications

The following sizes are standard for this moulding. Sizes may vary depending on style choices. Custom sizes are available upon request.

• Overall Height	Min 6"
• Adjust Height Through	Stage 2
• Return Depth	1 7/8" - 2 1/2"

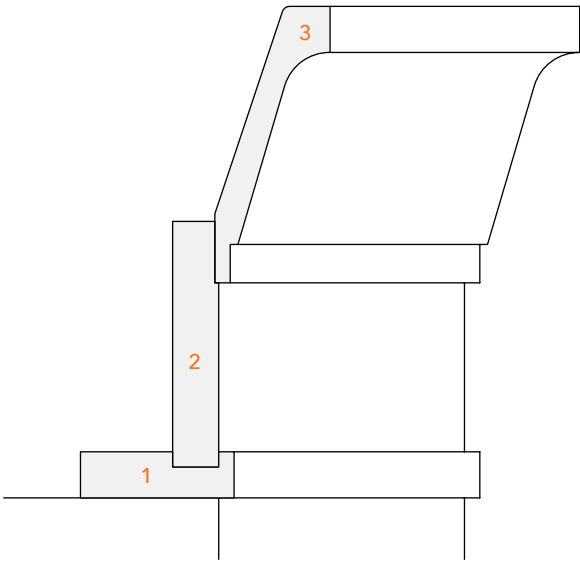
Style Options

Style options available for this moulding are as follows. For detailed information on available stage 1 designs see Under Cabinet Mouldings.

1	Optional Mouldings	UC2 - UC4
•	Materials	MDF, Wood
•	Finishes	Paint, Stain

Custom finishes such as antiquing, distressing, and colour matching are available upon request. Please visit our showroom or speak to a member of our sales team for more information.

Cross Section & Front View



Stage 1 moulding option shown: UC4



CM20

1 Stage Crown

Specifications

The following sizes are standard for this moulding. Sizes may vary depending on style choices. Custom sizes are available upon request.

•	Overall Height	4 1/2"
•	Adjust Height Through	N/A
•	Return Depth	1 7/8"

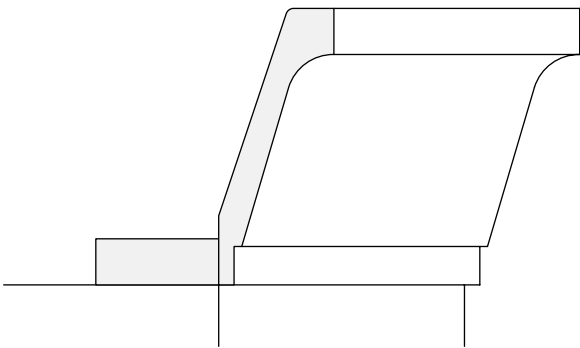
Style Options

Style options available for this moulding are as follows. For detailed information on available stage 1 designs see Under Cabinet Mouldings.

1	Optional Mouldings	N/A
•	Materials	MDF, Wood
•	Finishes	Paint, Stain

Custom finishes such as antiquing, distressing, and colour matching are available upon request. Please visit our showroom or speak to a member of our sales team for more information.

Cross Section & Front View



CM21

3 Stage Crown

Specifications

The following sizes are standard for this moulding. Sizes may vary depending on style choices. Custom sizes are available upon request.

• Overall Height	Min 3"
• Adjust Height Through	Stage 2 or 3
• Return Depth	3/16" - 5/8"

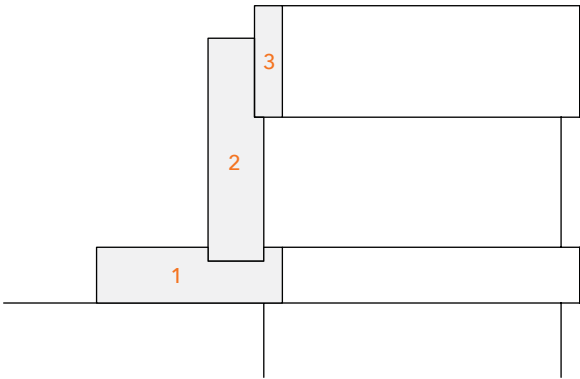
Style Options

Style options available for this moulding are as follows. For detailed information on available stage 1 designs see Under Cabinet Mouldings.

1	Optional Mouldings	UC2 - UC4
•	Materials	MDF, Wood
•	Finishes	Paint, Stain

Custom finishes such as antiquing, distressing, and colour matching are available upon request. Please visit our showroom or speak to a member of our sales team for more information.

Cross Section & Front View



Stage 1 moulding option shown: UC4



CM22

1 Stage Crown

Specifications

The following sizes are standard for this moulding. Sizes may vary depending on style choices. Custom sizes are available upon request.

•	Overall Height	4"
•	Adjust Height Through	N/A
•	Return Depth	2 ^{13/16"}

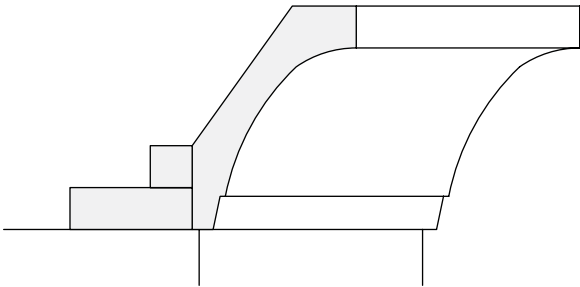
Style Options

Style options available for this moulding are as follows. For detailed information on available stage 1 designs see Under Cabinet Mouldings.

1	Optional Mouldings	N/A
•	Materials	MDF, Wood
•	Finishes	Paint, Stain

Custom finishes such as antiquing, distressing, and colour matching are available upon request. Please visit our showroom or speak to a member of our sales team for more information.

Cross Section & Front View



CM23

3 Stage Crown

Specifications

The following sizes are standard for this moulding. Sizes may vary depending on style choices. Custom sizes are available upon request.

• Overall Height	Min 6"
• Adjust Height Through	Stage 2
• Return Depth	2 3/4" - 3 1/8"

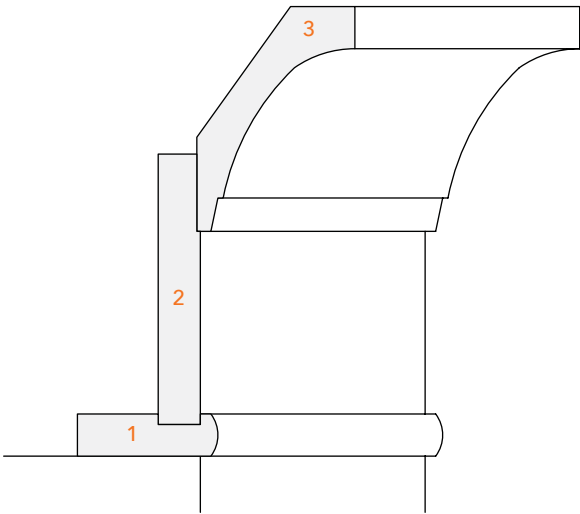
Style Options

Style options available for this moulding are as follows. For detailed information on available stage 1 designs see Under Cabinet Mouldings.

1	Optional Mouldings	UC2 - UC4
•	Materials	MDF, Wood
•	Finishes	Paint, Stain

Custom finishes such as antiquing, distressing, and colour matching are available upon request. Please visit our showroom or speak to a member of our sales team for more information.

Cross Section & Front View



Stage 1 moulding option shown: UC3

CM24

2 Stage Crown

Specifications

The following sizes are standard for this moulding. Sizes may vary depending on style choices. Custom sizes are available upon request.

•	Overall Height	3"
•	Adjust Height Through	Stage 2
•	Return Depth	Adjustable

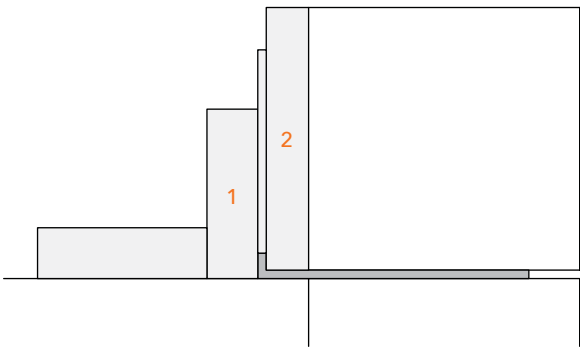
Style Options

Style options available for this moulding are as follows. For detailed information on available stage 1 designs see Under Cabinet Mouldings.

1	Optional Mouldings	N/A
•	Materials	MDF, Wood
•	Finishes	Paint, Stain

Custom finishes such as antiquing, distressing, and colour matching are available upon request. Please visit our showroom or speak to a member of our sales team for more information.

Cross Section & Front View



Carrier Mouldling

1 Stage Crown

Specifications

The following sizes are standard for this moulding. Sizes may vary depending on style choices. Custom sizes are available upon request.

•	Overall Height	Min 1"
•	Adjust Height Through	Stage 1
•	Return Depth	1/4"

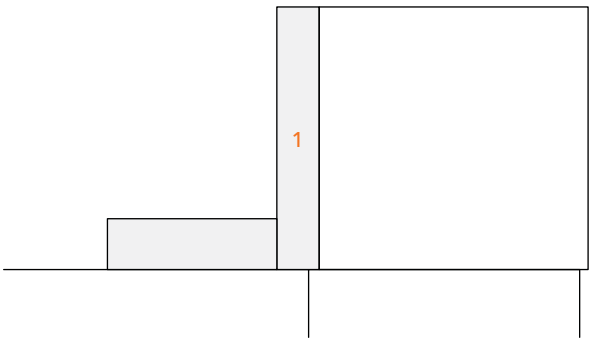
Style Options

Style options available for this moulding are as follows. For detailed information on available stage 1 designs see Under Cabinet Mouldings.

1	Optional Mouldings	N/A
•	Materials	MDF, Wood
•	Finishes	Paint, Stain

Custom finishes such as antiquing, distressing, and colour matching are available upon request. Please visit our showroom or speak to a member of our sales team for more information.

Cross Section & Front View



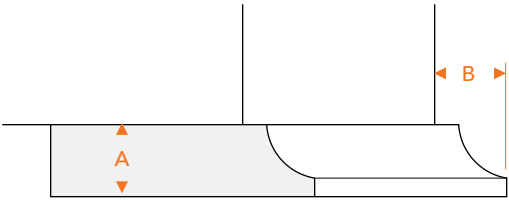
UC1

Specifications

The following sizes are standard for this moulding. Sizes may vary depending on style choices. Please consult a sales representative for all inquiries.

A	Overall Height	3/4"
B	Recess Depth	5/8"

(Not to scale)



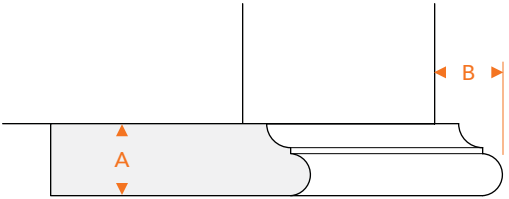
UC2

Specifications

The following sizes are standard for this moulding. Sizes may vary depending on style choices. Please consult a sales representative for all inquiries.

A	Overall Height	3/4"
B	Recess Depth	11/16"

(Not to scale)



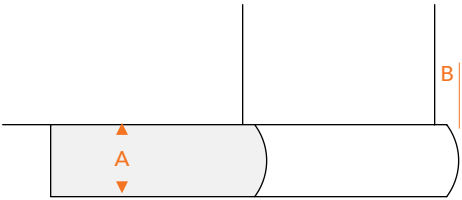
UC3

Specifications

The following sizes are standard for this moulding. Sizes may vary depending on style choices. Please consult a sales representative for all inquiries.

A	Overall Height	3/4"
B	Recess Depth	5/8"

(Not to scale)



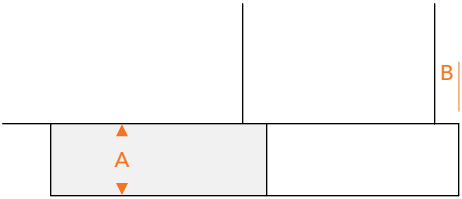
UC4

Specifications

The following sizes are standard for this moulding. Sizes may vary depending on style choices. Please consult a sales representative for all inquiries.

A	Overall Height	3/4"
B	Recess Depth	11/16"

(Not to scale)



FTK1-4

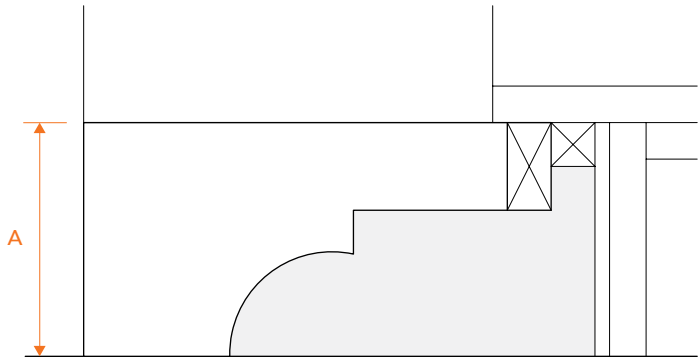
Specifications

The following sizes are standard for this moulding. Sizes may vary depending on style choices. Custom sizes are available upon request.

A	Overall Height	4"
---	----------------	----

Custom finishes such as antiquing, distressing, and colour matching are available upon request. Please visit our showroom or speak to a member of our sales team for more information.

Front View & Cross Section



FTK2-4

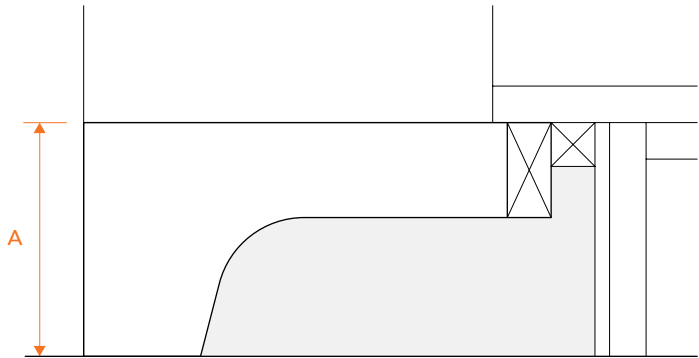
Specifications

The following sizes are standard for this moulding. Sizes may vary depending on style choices. Custom sizes are available upon request.

A	Overall Height	4"
---	----------------	----

Custom finishes such as antiquing, distressing, and colour matching are available upon request. Please visit our showroom or speak to a member of our sales team for more information.

Front View & Cross Section



FTK3-4

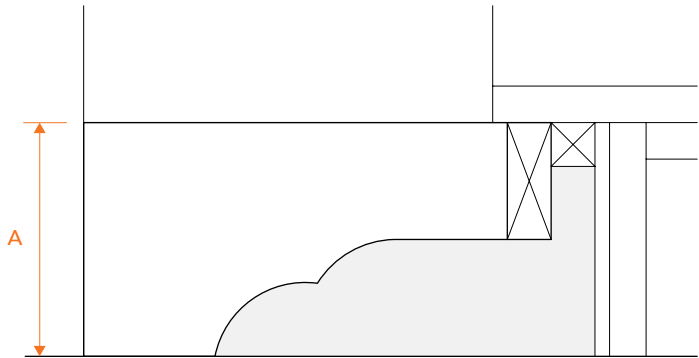
Specifications

The following sizes are standard for this moulding. Sizes may vary depending on style choices. Custom sizes are available upon request.

A	Overall Height	4"
---	----------------	----

Custom finishes such as antiquing, distressing, and colour matching are available upon request. Please visit our showroom or speak to a member of our sales team for more information.

Front View & Cross Section



FTK4-4

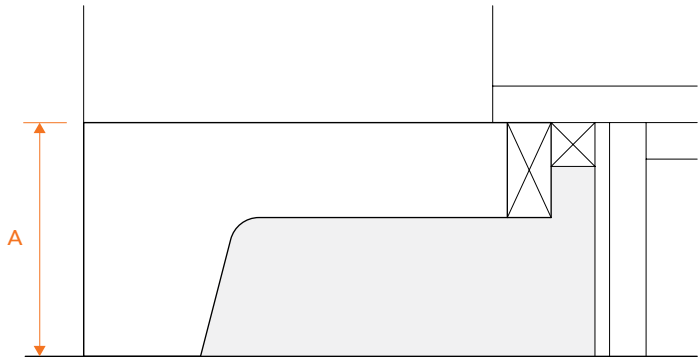
Specifications

The following sizes are standard for this moulding. Sizes may vary depending on style choices. Custom sizes are available upon request.

A	Overall Height	4"
---	----------------	----

Custom finishes such as antiquing, distressing, and colour matching are available upon request. Please visit our showroom or speak to a member of our sales team for more information.

Front View & Cross Section



FTK1-6

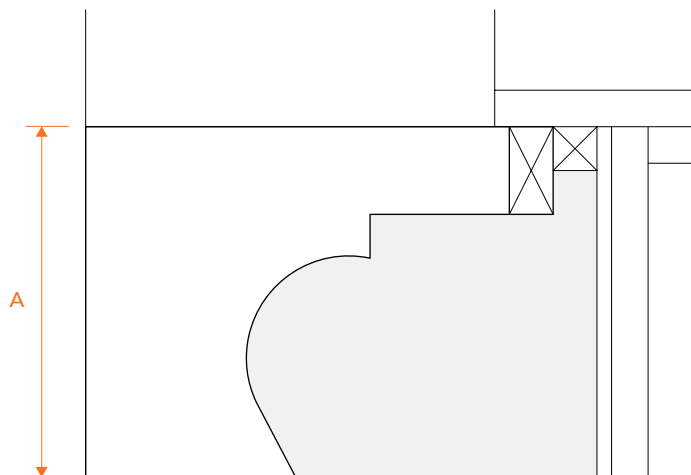
Specifications

The following sizes are standard for this moulding. Sizes may vary depending on style choices. Custom sizes are available upon request.

A	Overall Height	6"
----------	----------------	----

Custom finishes such as antiquing, distressing, and colour matching are available upon request. Please visit our showroom or speak to a member of our sales team for more information.

Front View & Cross Section



FTK2-6

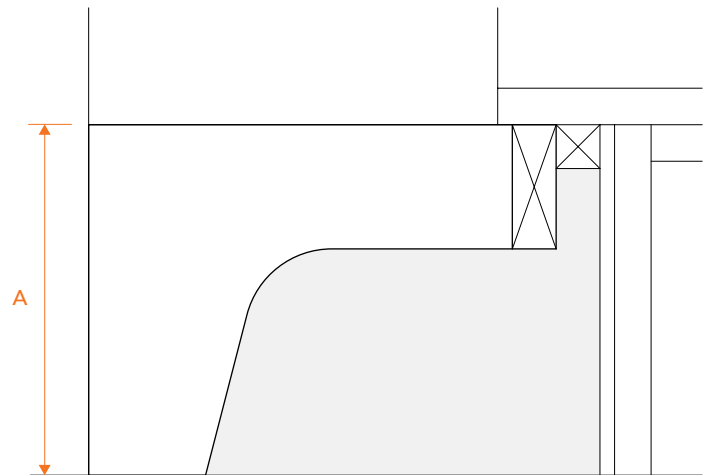
Specifications

The following sizes are standard for this moulding. Sizes may vary depending on style choices. Custom sizes are available upon request.

A	Overall Height	6"
---	----------------	----

Custom finishes such as antiquing, distressing, and colour matching are available upon request. Please visit our showroom or speak to a member of our sales team for more information.

Front View & Cross Section



FTK3-6

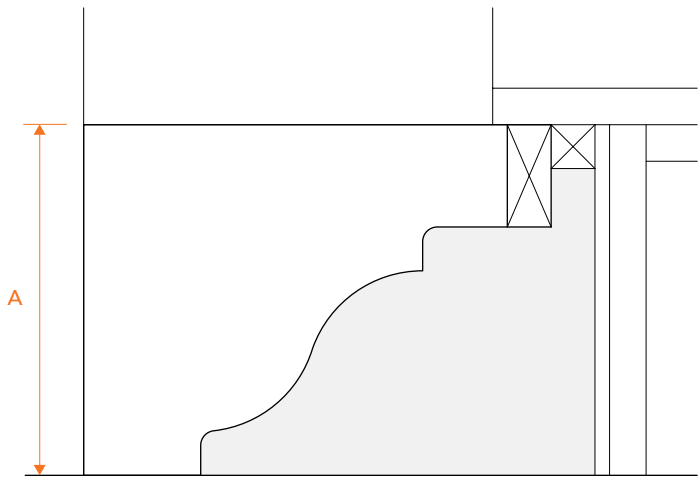
Specifications

The following sizes are standard for this moulding. Sizes may vary depending on style choices. Custom sizes are available upon request.

A	Overall Height	6"
---	----------------	----

Custom finishes such as antiquing, distressing, and colour matching are available upon request. Please visit our showroom or speak to a member of our sales team for more information.

Front View & Cross Section



FTK4-6

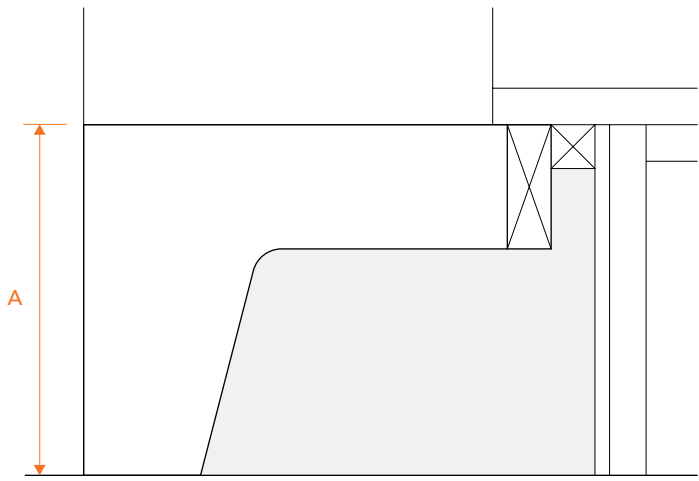
Specifications

The following sizes are standard for this moulding. Sizes may vary depending on style choices. Custom sizes are available upon request.

A	Overall Height	6"
---	----------------	----

Custom finishes such as antiquing, distressing, and colour matching are available upon request. Please visit our showroom or speak to a member of our sales team for more information.

Front View & Cross Section



BM1

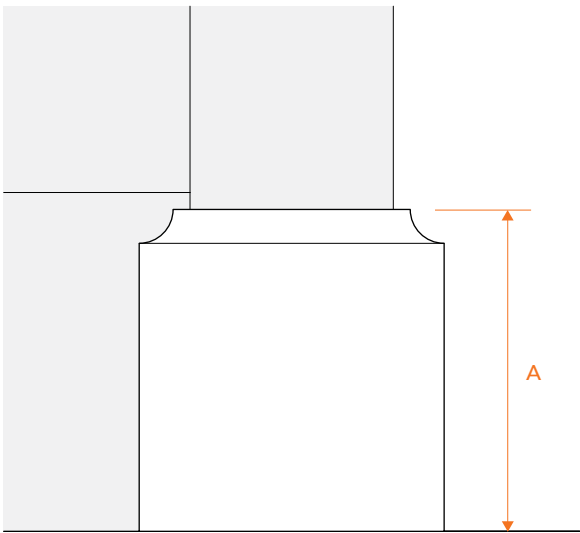
Specifications

The following sizes are standard for this moulding. Sizes may vary depending on style choices. Custom sizes are available upon request.

A	Overall Height	$3\frac{3}{4}'' - 5\frac{3}{4}''$
---	----------------	-----------------------------------

Custom finishes such as antiquing, distressing, and colour matching are available upon request. Please visit our showroom or speak to a member of our sales team for more information.

Front View & Cross Section



BM2

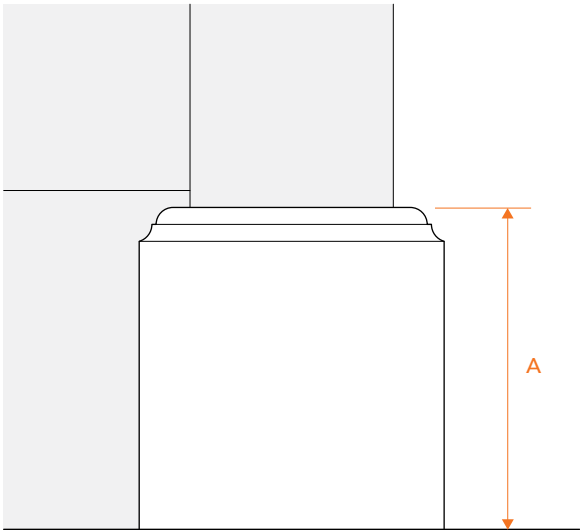
Specifications

The following sizes are standard for this moulding. Sizes may vary depending on style choices. Custom sizes are available upon request.

A	Overall Height	$3\frac{3}{4}'' - 5\frac{3}{4}''$
---	----------------	-----------------------------------

Custom finishes such as antiquing, distressing, and colour matching are available upon request. Please visit our showroom or speak to a member of our sales team for more information.

Front View & Cross Section



BM3

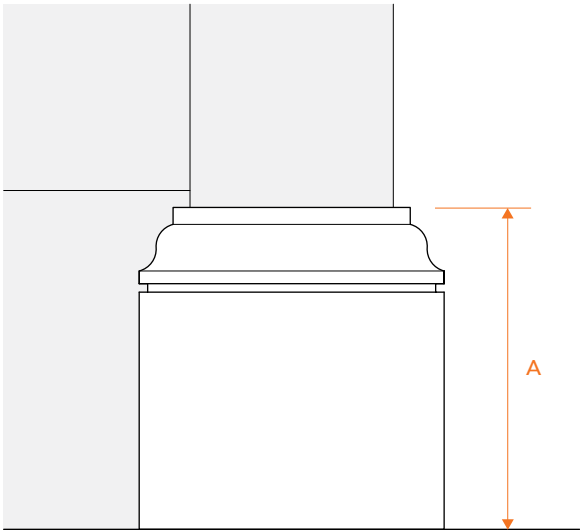
Specifications

The following sizes are standard for this moulding. Sizes may vary depending on style choices. Custom sizes are available upon request.

A	Overall Height	3 ³ / ₄ " - 5 ³ / ₄ "
---	----------------	---

Custom finishes such as antiquing, distressing, and colour matching are available upon request. Please visit our showroom or speak to a member of our sales team for more information.

Front View & Cross Section



BM4

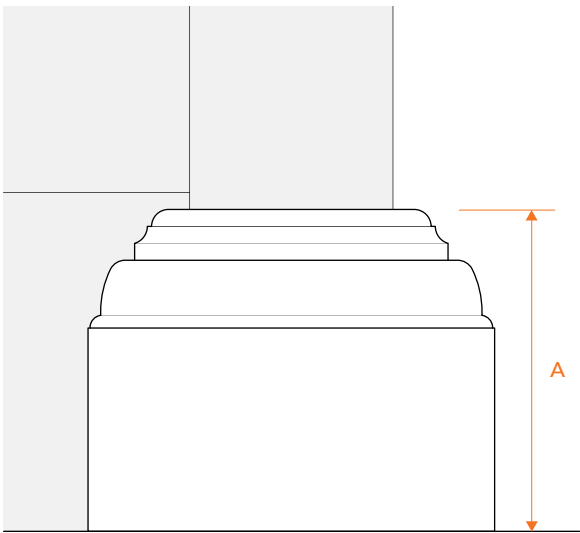
Specifications

The following sizes are standard for this moulding. Sizes may vary depending on style choices. Custom sizes are available upon request.

A	Overall Height	3 ³ / ₄ " - 5 ³ / ₄ "
---	----------------	---

Custom finishes such as antiquing, distressing, and colour matching are available upon request. Please visit our showroom or speak to a member of our sales team for more information.

Front View & Cross Section



BM5

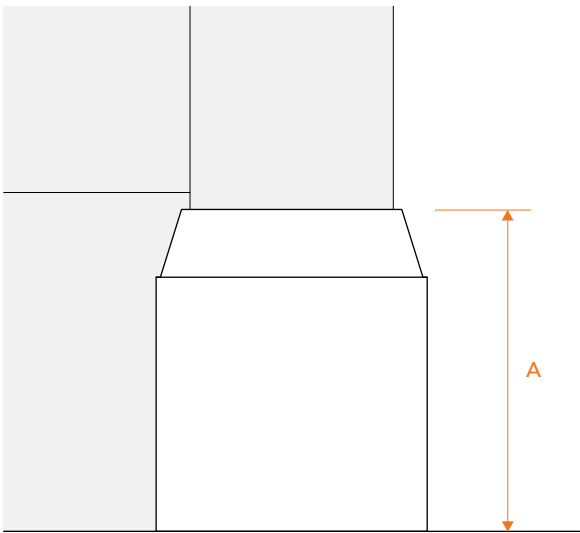
Specifications

The following sizes are standard for this moulding. Sizes may vary depending on style choices. Custom sizes are available upon request.

A	Overall Height	3 ³ / ₄ " - 5 ³ / ₄ "
---	----------------	---

Custom finishes such as antiquing, distressing, and colour matching are available upon request. Please visit our showroom or speak to a member of our sales team for more information.

Front View & Cross Section



BM6

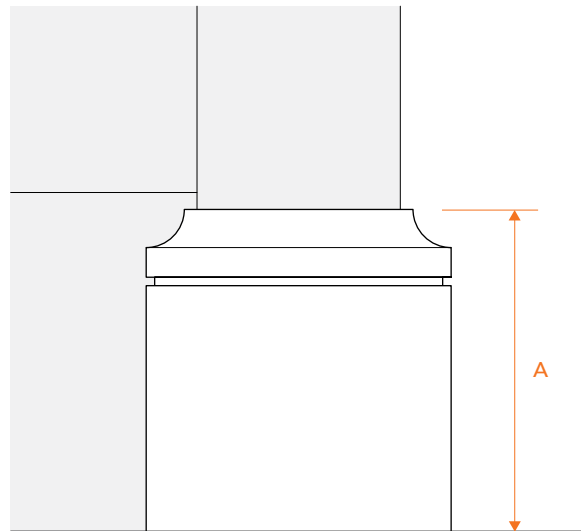
Specifications

The following sizes are standard for this moulding. Sizes may vary depending on style choices. Custom sizes are available upon request.

A	Overall Height	3 ³ / ₄ " - 5 ³ / ₄ "
----------	----------------	---

Custom finishes such as antiquing, distressing, and colour matching are available upon request. Please visit our showroom or speak to a member of our sales team for more information.

Front View & Cross Section



BM7

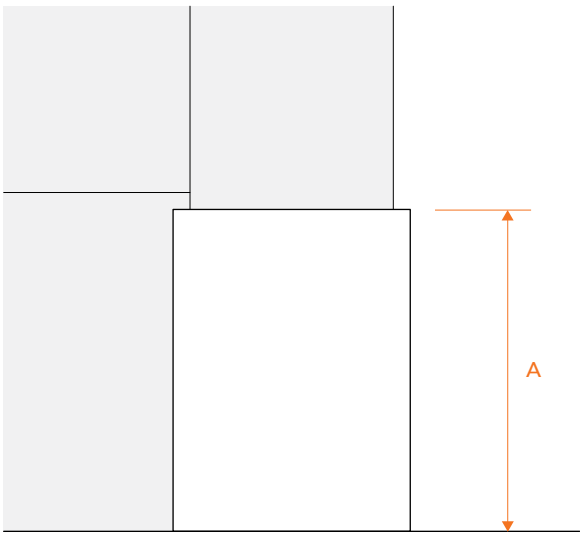
Specifications

The following sizes are standard for this moulding. Sizes may vary depending on style choices. Custom sizes are available upon request.

A	Overall Height	3 ³ / ₄ " - 5 ³ / ₄ "
---	----------------	---

Custom finishes such as antiquing, distressing, and colour matching are available upon request. Please visit our showroom or speak to a member of our sales team for more information.

Front View & Cross Section



WDK2

Specifications

Sizes for standard wood decks are as follows. Please consult a sales representative for all inquiries.

•	Height	1 1/2"
•	Recess Depth	1 1/4"

(Scale: 1/2")



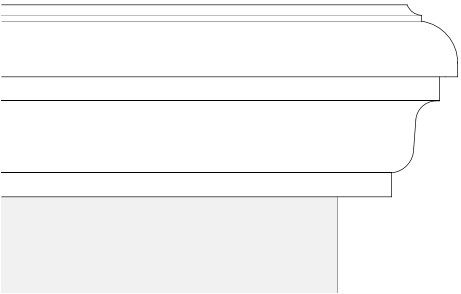
WDK4

Specifications

Sizes for standard wood decks are as follows. Please consult a sales representative for all inquiries.

•	Height	2"
•	Recess Depth	1 1/4"

(Scale: 1/2")



WOOD DECKS

MOULDINGS

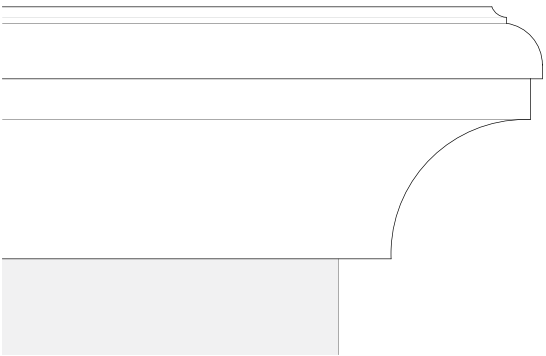
WDK5

Specifications

Sizes for standard wood decks are as follows. Please consult a sales representative for all inquiries.

•	Height	2 5/8"
•	Recess Depth	2"

(Scale: 1/2")




WDK6

Specifications

Sizes for standard wood decks are as follows. Please consult a sales representative for all inquiries.

•	Height	1 1/2"
•	Recess Depth	1 1/4"

(Scale: 1/2")



WOOD DECKS

MOULDINGS


WDK7

Specifications

Sizes for standard wood decks are as follows. Please consult a sales representative for all inquiries.

•	Height	2"
•	Recess Depth	1 1/4"

(Scale: 1/2")



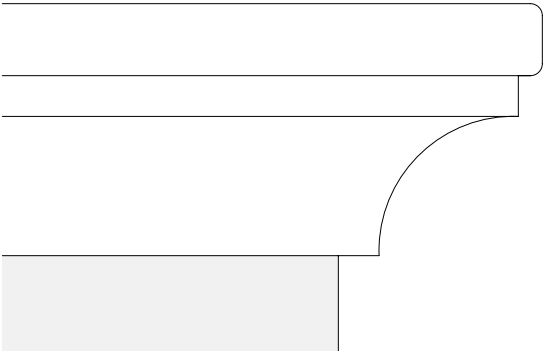
WDK8

Specifications

Sizes for standard wood decks are as follows. Please consult a sales representative for all inquiries.

•	Height	2 5/8"
•	Recess Depth	2 1/8"

(Scale: 1/2")




WDK9

Specifications

Sizes for standard wood decks are as follows. Please consult a sales representative for all inquiries.

•	Height	1 1/2"
•	Recess Depth	1/4"

(Scale: 1/2")



CABINET LIGHTING

77 INTERIOR CABINET LIGHTING

OPEN SHELF STRIP LIGHTING

Installation (on sites)

Our installers drill a small hole in the top corner of the cabinet box, behind the open shelf frame, for wire access. Each adjustable shelf is notched out to make room for light strip to run.

• Shelf Notch Width	3/8"
• Shelf Notch Depth	1/8"

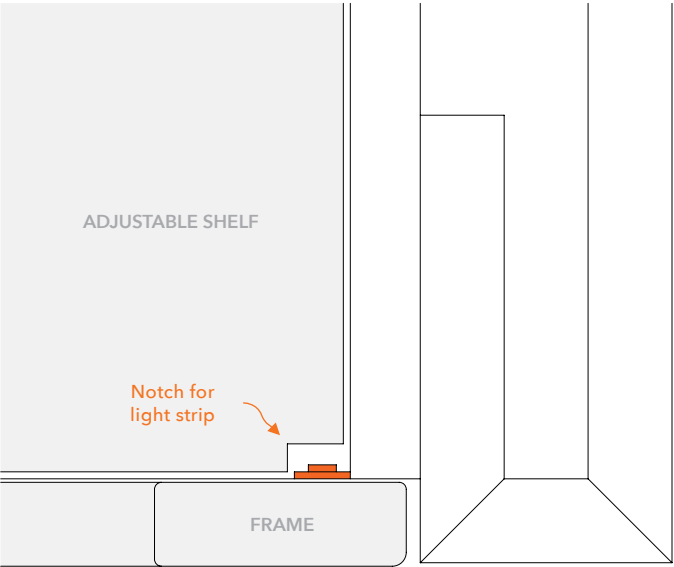
Lighting Installation (by others*)

Light strip can be installed along each side and along the top, hidden behind the open shelf frame.

**Old World Kitchens does not install lighting.*

Custom sizes may be available upon request. Please visit our showroom or speak to a member of our sales team for more information.

Plan View Cross Section



GUIDES & INFO

79 OUR PROCESS

80 USE & CARE GUIDES

GETTING STARTED

Welcome to Old World Kitchens! Before your appointment with us, here are a few things you can do that will help us better serve you.

1. Establish a Budget.

It will be important to establish a budget or allowance for what you would like to spend on cabinetry. This will help us determine whether your dream designs are achievable and how to proceed in best making them happen.

2. Determine an Ideal Completion Date.

We recommend you have at least a rough completion date for your project. This will help us determine the likelihood of achieving this timeline. Generally speaking the planning and design project can take around two months, depending on the size of the project. On average it will take six to eight weeks to manufacture your cabinets from the time your designs are finalized.

3. Determine the Space.

Whether its a new building, or a renovation, blue prints are a big help to us. If your project is a renovation and blueprints are unavailable, we'll still need measurements to begin design. This is where you come in. We ask that you provide a sketch of the area, highlighting walls, windows, doorways, plumbing, or electrical. It's also a huge help if you do a rough sketch of the layout you have in mind.

4. Collect Inspiration.

What kind of design are you looking for; contemporary, transitional, traditional? What type of colour scheme do you like? We encourage you to look online on Houzz or Pinterest and build a collection of designs and styles that you like. Coming with a collection of pictures really helps us get a feel of what overall style and design you're hoping for.

5. Evaluate Your Needs.

What are some of the major needs you have with this project. Are you designing a kitchen and hosting family and friends is an important part of your lives? Are their specific features you're hoping to include into the design? Do you have any appliances in mind? All this information will be a big help in creating a design tailored perfectly to you.

Now you're all set and ready for your free consultation. We can't wait begin working with you!

CLEANING & MAINTAINING YOUR CABINETS

Now that you have your brand new custom cabinetry, you're going to want to keep it looking as amazing as the day you got it. Unfortunately, it's almost impossible to avoid dust, splatters, and spills. No need to worry! This guide will help you keep your cabinetry looking good as new with tips on what to use and what to avoid.

How to keep your cabinets clean.

We recommend dusting them periodically and wiping them down with a clean, soft, lint-free, cotton or microfiber cloth lightly dampened with warm water.

Packaged dusting sheets may contain a variety of chemicals or compounds that could be harmful to your cabinets, so it's safest to avoid them. Do not use pre-moistened dusting sheets, and do not use aerosol products made for dusting.

Need something a little stronger?

If you find that you need some extra help fighting grime, a mild solution of dishwashing liquid (not dishwasher products) mixed with fresh, clean, warm water will help clear up any dirt or grease. A mix of 95% water and 5% dishwasher liquid is a good ratio.

You may also try a mild all-purpose cleaner. Use the mildest cleaning solution that will successfully clean your cabinets. Stronger products may damage or discolour your cabinet finish and are not recommended. Make sure it does not contain ammonia or silicone.

Remember to wipe down your cabinets with a clean, warm, damp cloth after you do this. Don't forget to dry off your cabinets with another clean cloth after this.

What to do about spills and splatters.

Clean spills and splatters as soon as possible, then clean as needed with a warm damp cloth or recommended liquid solution. Prolonged exposure to spills, including food, water or other liquids, or to oil and grease splatters, can cause permanent damage or discolouration to your cabinet's finish.

How to take care of your glass doors.

Extra care is required when cleaning glass doors. Spray an ammonia-free glass cleaner on a clean, soft, lint-free cloth or paper towel. Do not spray cleaner directly on the glass. It could seep behind the window dividers and cause damage to the finish and materials.

CLEANING & MAINTAINING YOUR CABINETS

Should you wax or polish?

No. Your cabinets do not require it and we don't recommend it. Over time, the compounds in waxes and polishes may build up on the surface of your cabinets and may cause streaking, hazy, and yellowing of your cabinets. That build up can be very difficult to remove.

What should you avoid?

Avoid using sponges or dish clothes that have been used for cleaning dishes. They may contain particles that could scratch your cabinets, or they may contain food and oil residue.

Do not use products such as tub and sink cleansers, scouring powder, scouring pads or steel wool.

Avoid Harsh chemicals

Do not use products that include ammonia or bleach, solvent-based or petroleum-based products such as mineral spirits, nail-polish removers or paint thinners. Avoid silicone-based cleaning, waxing, or polishing products.

Moisture Damage, Heat Damage, & Light Damage

Avoid draping damp clothes or dishtowels over cabinet doors. This moisture can cause permanent damage – such as peeling and discoloration – to the cabinet's finish.

The heat generated when using an oven's self-cleaning feature is much greater than during normal cooking. If this heat escapes from the oven, it can damage your cabinets. While this is a rare circumstance, you can minimize the risk of cabinet damage by removing cabinet doors and drawers nearest the oven before using its self-cleaning feature or installing heat shields.

Heat from other appliances may also cause damage over time. Be aware of appliances such as toasters, where the heat that may come off it could damage nearby cabinets. You can do a simple test of feeling the cabinet when the appliance is running to see if its getting too hot.

Exposure to direct sunlight tends to darken the color of natural wood products. Sunlight can also fade painted wood surfaces, laminated surfaces and thermofoil surfaces. Draperies or blinds are the best way to protect your cabinets from the potential risks of prolonged exposure to direct sunlight.

